

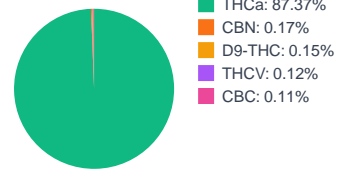
Jungle Cake

Sample ID: QA202510294582
Matrix: Vape Oil
Sample Size: 1g

Collected: 2025-10-29
Received: 2025-10-29
Completed: 2025-11-03
Batch #: QA-FV-1029-01

Client:
Flora Distribution Group LLC
4111 Rose Lake Dr, Charlotte, NC 28217
Lic #: USDA_37_0979

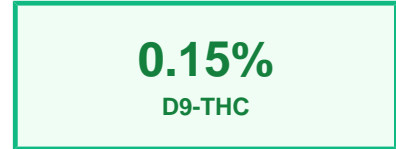
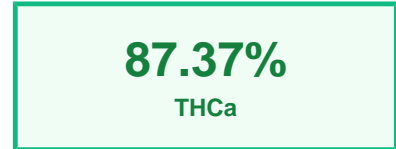
Cannabinoid Distribution



Cannabinoids

Complete

Analyte	LOD mg/g	LOQ mg/g	Result %	Result mg/g
THCa	0.01	0.02	87.37	873.68
D9-THC	0.01	0.02	0.15	1.49
D8-THC	0.01	0.02	ND	ND
THCv	0.01	0.02	0.12	1.15
THCP	0.01	0.02	ND	ND
CBDa	0.01	0.02	ND	ND
CBD	0.01	0.02	ND	ND
CBGa	0.01	0.02	ND	ND
CBG	0.01	0.02	ND	ND
CBN	0.01	0.02	0.17	1.65
CBC	0.01	0.02	0.11	1.07
CBCa	0.01	0.02	ND	ND
Total THC			76.89	768.90
Total CBD			ND	ND
Total Cannabinoids			87.90	879.00



Summary

Test	Date	Result
Batch	2025-11-03	Complete
Cannabinoids	2025-11-03	Complete
Moisture	—	Not Tested

Methodology & Quality Control

Total THC = D9-THC + 0.877 × THCa. Total CBD = CBD + 0.877 × CBDa. Total Cannabinoids = Sum of individual cannabinoids detected. Testing performed using validated HPLC-UV/MS methods per ISO 17025 standards. Unless otherwise stated, all quality control samples performed within specifications. This Certificate applies only to the sample(s) tested and is not a declaration of product safety, efficacy, or regulatory compliance.



Quantix Analytics performs analytical testing using validated internal methodologies and quality control protocols. All results apply only to the sample(s) tested. This Certificate is not a declaration of product safety, efficacy, or regulatory compliance. Testing performed in accordance with applicable state regulations.

For inquiries: support@quantixanalytics.com | Raleigh, NC | www.quantixanalytics.com

Quantix Analytics
All Rights Reserved
www.quantixanalytics.com

This report may not be reproduced except in full without written approval from Quantix Analytics.

Sarah Mitchell

Sarah Mitchell
Laboratory Director
2025-11-03